

Airport Reports

London City Airport Consultative Committee
11th December 2019



**CITY
AIRPORT**

27th November 2019



Content

1	CEO report.....	3	3	Community.....	11
1.1	Business Performance	3	3.1	Education	11
1.2	LCY Stakeholders Relations	4	3.2	Employability & Skills.....	11
1.3	LCY in the Community	4	3.3	Community Investment & Volunteering	12
2	Airspace and Environment.....	5	3.4	Community Engagement	12
2.1	Aircraft Information	5	3.5	Business Engagement.....	12
2.2	Runway Utilisation.....	5	3.6	Future Community Activities	12
2.3	Noise, Complaints & Enquiries.....	6			
2.4	Quota count.....	7	4	Planning	13
2.5	Incentives and Penalties Scheme	8	4.1	City Airport Development Programme.....	13
2.6	Sound Insulation Scheme	8	4.2	CADP Planning Compliance	13
2.7	Air Quality.....	8	4.3	Airport Transport Forum	13



1 CEO report

This report comprises key business updates since the last meeting of the committee in September 2019

1.1 Business Performance

- The consultation on the Airport's draft master plan ended on 18 October 2019. An update will be given at the meeting.
- Extinction Rebellion (XR) protest activity at London City Airport generated international media interest during the week of protest. The media coverage was extensive, but thanks to the efforts of the police and LCY staff disruption was minimal with only 2 flights being cancelled. 150 amount of arrests were made at the airport.
- In the last quarter the airport welcomed 1.4m passengers, up 6% on the same period last year. The airport expects to end the year on 5.1m passengers.
- More local people are using London City Airport with Summer peak fares cheaper than Heathrow and Gatwick. New analysis by London City Airport of 2017 and 2018 Civil Aviation Authority (CAA) postcode data has found that in 2018, 143,000 departing passengers used the airport who live within a three-mile radius - a 22% increase from 117,000 passengers in 2017. ([read more](#))
- As part of the airports sustainability campaign, the airport launched an eight-week, £10,000, challenge for innovators to design or further develop a new, sustainable, sealable security bag for use at the airport. ([press release](#))
- London City Airport and Bechtel were awarded the bronze award for the Green Apple award for Environmental best practice.

1.2 LCY Stakeholders Relations

- During Living Wage Week, the airport featured alongside the Mayor of London at the launch event. A comment was also supplied to the Newham Recorder [here](#) regarding the role of St Anthony's RC School and their advocacy for the Living Wage.
- The airport participated in the Thames Estuary Growth Day at the ExCeL Centre.
- LCY have recently responded to LBN's Air Quality Action Plan consultation, supportive of the measures being proposed and encouraged by the parallels that can be drawn with the airport's Air Quality Management Strategy. LCY have however requested for reference to airport emissions to be clarified in some instances to ensure they are accurately represented.

1.3 LCY in the Community

- Inside E16, the airport's community magazine was distributed to local households. The cover story featured Canning Town business, Kilnbridge, and stories on sustainability, recruitment and general news. The winter edition will be delivered to local addresses from December 9th.
- The first two rounds of grants for London City Airport's £75,000 Community Fund have been awarded, with 30 charities and not-for-profit organisations from 10 different London boroughs receiving grants of up to £3000. ([Press release](#))
- Over 450 East London school pupils (aged 14-16) from 23 different schools assemblé at ExCeL London today for London City Airport's fourth annual 'STEM in Aviation Day'.

The main theme of the event this year is 'Future of Flight keeping sustainability in mind', with the aim to inspire the next generation of innovators and entrepreneurs in the advancements that are shaping the aviation industry – from sustainable fuels to Artificial Intelligence (AI). The winning school was Sydney Russell. ([press release](#))



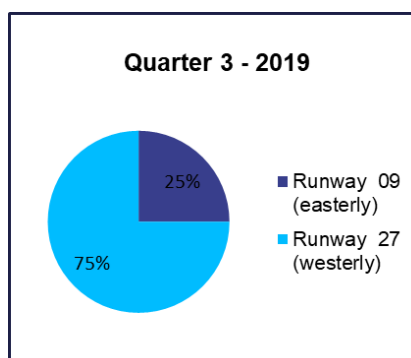
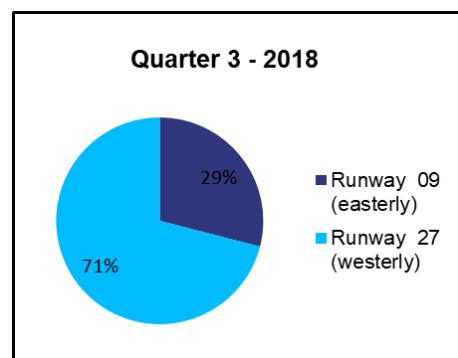
2 Airspace and Environment

This report comprises updates on aircraft movements, runway utilisation, aircraft noise complaints, incentive and penalties scheme, air quality performance and Construction Sound Insulation scheme progress between 1st April to 30th June 2019.

2.1 Aircraft Information

Key Stats Dashboard		July	August	September	Total Q3
Passengers	2018	472,303	437,999	420,083	1,330,385
	2019	491,489	443,829	469,836	1,405,154
	Variance	4%	1%	12%	6%
Aircraft Scheduled Movements	2018	6,934	6,646	6,810	20,390
	2019	7,170	6,478	7,302	20,950
	Variance	3%	-3%	7%	3%

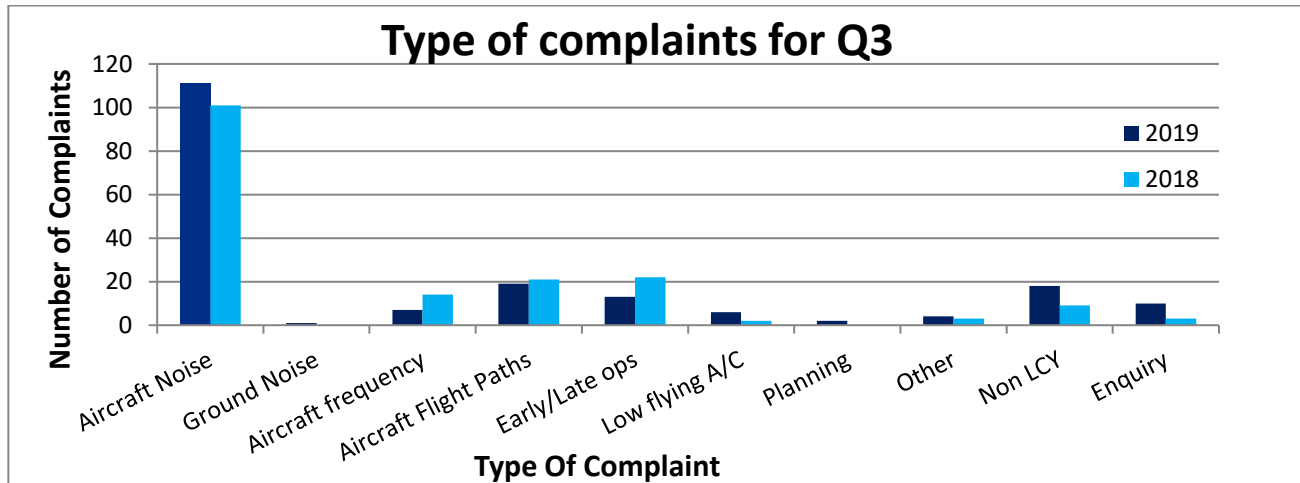
2.2 Runway Utilisation



- The use of either end of the runway for departures and arrivals is based on wind direction as aircraft must take off into the wind. Wind direction therefore changes where aircraft will fly in general when arriving and leaving the airport because each end of the runway has its own routes.

2.3 Noise, Complaints & Enquiries

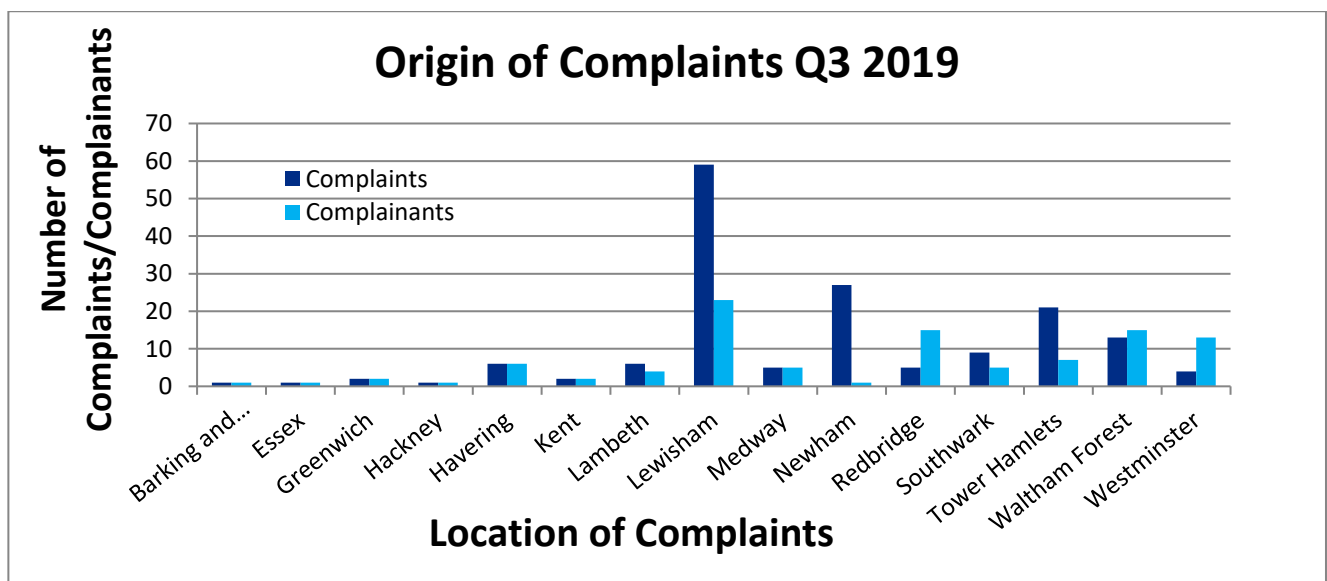
- During Q3 LCY received a total of 191 correspondences compared to 240 in Q2 a reduction of 20.41%. In Q3 out of the total correspondences 163 of these were complaints, and 28 were related to non-LCY operations or enquiries. 30.06% were from four individuals.
- In the same period last year LCY received the same number of complaints (163). The majority of complaints in Q3 were from Lewisham from one individual who consistent complaints when LCY operated on runway 09.

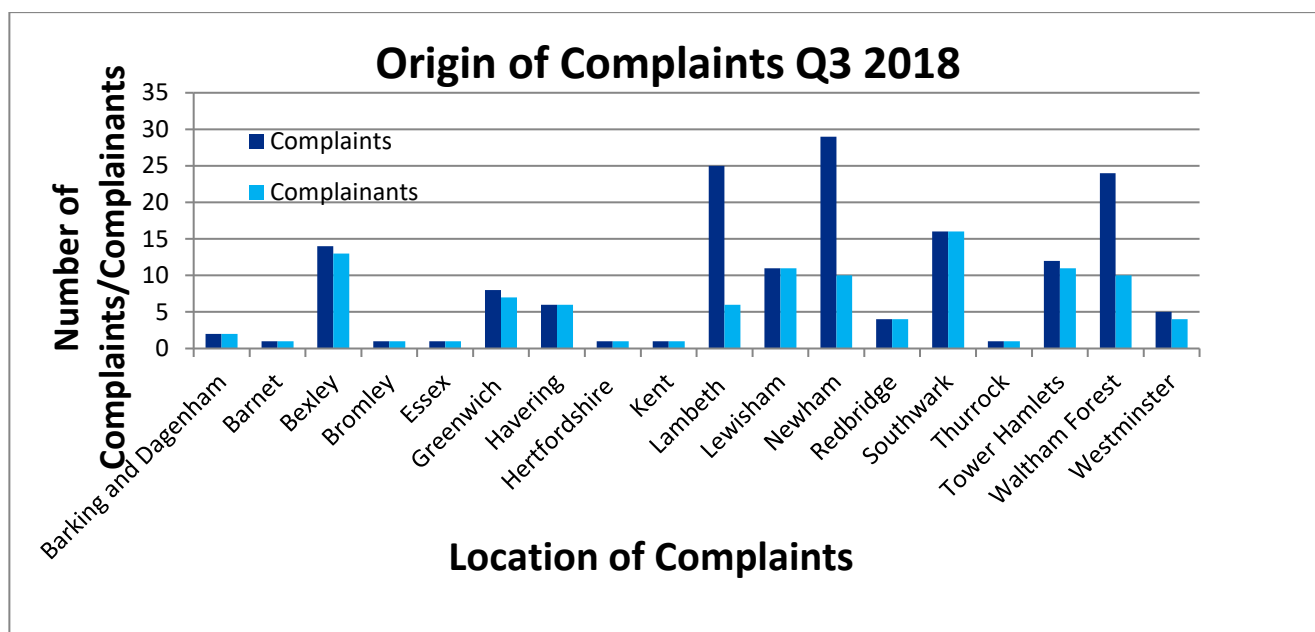


- The monthly breakdown of total complaints and events generating a complaint relating to London City Airport is as follows:

July 2019	58 complaints
August 2019	60 complaints
September 2019	45 complaints

- The charts below show the breakdown of complaints related to the number of complainants and from which boroughs these were received for Q3 2019 and 2018.





2.4 Quota count

- The airport operates a quota count system as part of our aircraft noise categorisation scheme, whereby aircrafts are banded in 1dB categories based on their noise certification (adjusted for the 5.5° approach angle), with louder aircraft allocated a higher quota count. The quota budget is 22,000 per calendar year and 742.5 in any one week.
- For the period between Oct 2018 – Sep 2019 quota count total was 16,046. The highest weekly total for Q3 was 335.

Period	Quota Count Total ¹
Oct – Dec	3831
Jan - Mar	3891
Apr-Jun	4228
Jul-Sep	4096
Oct 2018 – Sep 2019	16046

2.5 Incentives and Penalties Scheme

- A new incentives and penalties scheme came into full effect on 1st November 2018. The purpose of this scheme is to incentivise aircrafts to be flown in a quieter manner by rewarding improved performance (credit award) and penalising poor performance (credit removal). Below are the monthly penalties, credit removals and credit awards during Q3 2019.

MONTH	Fixed Penalty	Fixed Penalties (total Value)	Credit Removal	Credit Awards
July	0	£0	16	227
August	1	£600	6	126
September	0	£0	5	295
Total	1	£600	27	648

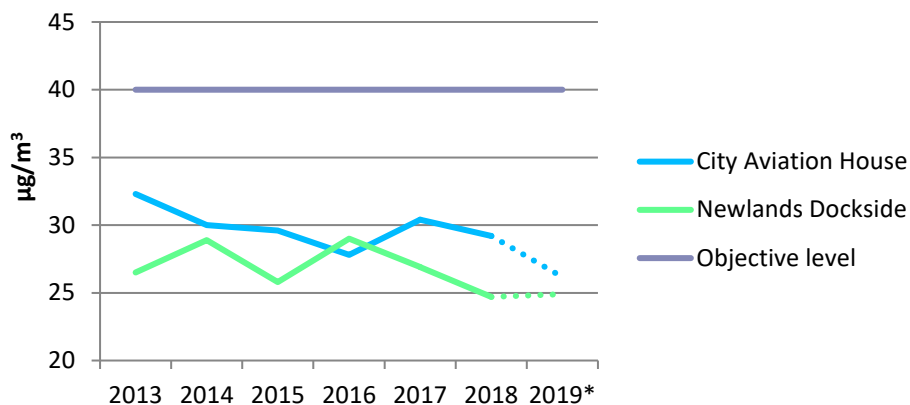
2.6 Sound Insulation Scheme

- The 2018 APR was published at the end of June 2019, and all properties were notified. Good progress has been made with tier 1 with 151 (21%) surveyed, 24 installed and 3 refused by the resident or property owner.
- Brook House care home was initially published in the 2018 APR Public Buildings scheme. 85 rooms have been moved into the residential scheme, with agreement from LBN.

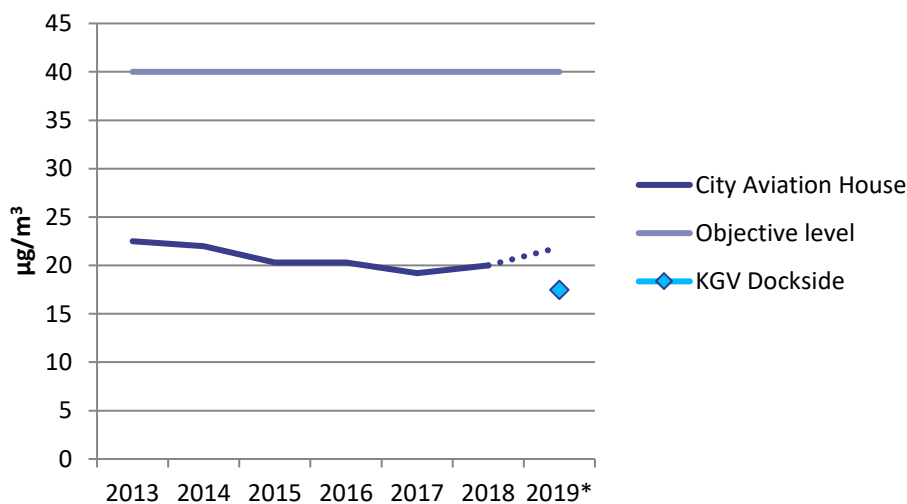
2.7 Air Quality

- The graphs below show the levels of nitrogen dioxide and PM10 (two air pollutants) over the last 5 years at LCY compared to the objective levels published in the UK Air Quality Strategy. The data shows that the levels of these two pollutants are below the objective levels, indicating that air quality at LCY is acceptable.

Nitrogen Dioxide Annual Concentration



PM10 Annual Concentrations



* 2019 data will be ratified at the end of the year and is therefore not directly comparable

- The table below details LCY's air quality performance during Q3 of 2019. Again the concentrations of nitrogen dioxide and PM10 are below the objective levels published in the UK Air Quality Strategy, indicating that air quality at LCY is acceptable. The data from Q3 2019 should not be directly compared to ratified, annual data but is compared to the annual objective levels below as an indication.
- A new monitor was installed at the end of 2018 at KGV Dockside, measuring PM10 and PM2.5. Data has been included from this monitor in the table. It is intended that this monitoring location will replace that at City Aviation House when the building is demolished.

		Objective Level	Q3 2019 Performance
NO₂	Period Mean (µg/m ³)	40	CAH: 17.1 ND: 20.5
	No. 1-Hour Mean > 200 µg/m ³	18 (annually)	0
PM₁₀	Period Mean (µg/m ³)	40	CAH: 18.1 KGV: 14.8
	No. 24-Hour Means >50 µg/m ³	35 (annually)	CAH: 5 KGV: 5
PM_{2.5}	Period Mean (µg/m ³)	25	KGV: 7.4

- A consultant has been selected to support LCY in the development of a Sustainability Strategy. This strategy will help set short, medium and long term targets to ensure LCY delivers strong performance in this area over the coming years



3 Community

This report comprises key community updates covering the education, employability, community investment, community engagement and local business initiatives since the last meeting of the committee in September 2019.

3.1 Education

- In Q3 2019 the airport engaged with 530 students from over 24 schools through our educational programmes across 7 key boroughs which included Newham, Tower Hamlets, Greenwich, Redbridge, Barking and Dagenham, Waltham Forest and Havering.
- **Secondary School** – STEM in Aviation Event had over 450 student attend the annual education event focusing on addressing STEM skills gap in the aviation industry was held on Friday 8th November 2019 with Sydeny Russell school winning the business challenge.
- **University**- the airport engaged with 80 students from Westminster University and UEL.

3.2 Employability & Skills

- **Local Recruitment** – the airport has over 2,200 staff employed across the site. In the third quarter of 2019, 40% of the new recruits directly hired by the airport are residents in Newham and 74% of the new recruits hired directly by the airport live in East London. A total of 28% of the onsite new recruits are from Newham and 55% of the new recruits come from East London.
- **CADP Recruitment** – In the third quarter of 2019, 18% of new recruits hired as part of the City Airport Development Programme (CADP) live in Newham.
- **Take off Into Work** – is a local employment scheme in collaboration with Newham Workplace which provides Newham residents over the age of 18 with training and first-hand access to onsite job opportunities. In Q3 of 2019 a total of 49 Newham residents were supported into a job at the airport through the programme, a 88% increase in comparison to Q2 2019.
- **Work Experience** – the airport hosted 4 work experience placements within the customer service, jet centre and corporate affairs department.

- **Careers fair-** the airport attended the UEL careers fair where the airport attracted a lot of interest from both local and international students interested in a career or internship at the airport.

3.3 Community Investment & Volunteering

- **The Newham business awards** – the Airport sponsored the Newham business awards, sponsoring the Best Micro-business of the year award.

3.4 Community Engagement

- **Monthly airport drop-in sessions** – Since September, the airport initiated monthly evening drop-in sessions taking place each 2nd Tuesday of the month at different locations in the Royal Docks since June sessions were held in: Beckton Globe Library, Britania Village hall. These events were publicised on the airport's local community social media channels.

3.5 Business Engagement

- **Beyond Zone 1 videos** – to support the visitor economy in East London boroughs, the latest Beyond Zone 1 video, focussing on Redbridge, was released w/c 18/1/19

3.6 Future Community Activities

- **Community Magazine 'Inside E16'** – The airport will distribute the next Community Magazine in December 2019 which will focus on the draft Master Plan.
- **Monthly drop-in sessions** – the airport will attend ongoing community events to better engage with the community.
- **12 days of giving-** the airports annual winter volunteering initiative.



4 Planning

4.1 City Airport Development Programme

- In September 2019 a number of applications were submitted to London Borough of Newham (LBN) to discharge the CADP pre-occupation conditions and to amend the approved Construction Phasing Plan to account for some necessary re-sequencing of the build following previously reported delays to construction. LBN are currently assessing the applications and are due to determine them in the coming weeks.

4.2 CADP Planning Compliance

- Following the publication of our Annual Performance Report 2018 in June 2019, LBN confirmed at their Strategic Development Committee in November 2019, which is overseen by the Mayor of Newham, that there were no issues of non-compliance identified in 2018, with full compliance achieved for the second successive year since the commencement of CADP construction in November 2017.
- No issues of non-compliance with the CADP planning permission have been identified by the Airport or LBN in Q3 2019.
- The airport paid LBN the necessary annual financial contributions due in accordance with the CADP Section 106 in October. These included the Employment, Education and Environmental Health payments totalling £899k.

4.3 Airport Transport Forum

- One of the pre-occupation submissions currently being considered by LBN is our staff and passenger travel plans. These include measures to assist us deliver the objectives and aims in our Surface Access Strategy (SAS, 2017-2025) which seeks to achieve 75% of

passengers using public and sustainable transport and 40% or fewer staff driving on their own in a car to work by 2025.

- The next Airport Transport Forum will be held on 12 December 2019 at which a further progress update on the SAS and travel plans will be provided.

4.4 Beyond CADP

- The 16-week consultation on our draft masterplan closed on 18 October 2019. Thanks to all those who responded to share their views on how the airport could grow sustainably over the next 15 years. We are reviewing all feedback ahead of publishing the masterplan in the new year. We will publish a consultation report alongside the master plan which will summarise the feedback received and how these views have been taken into account in preparing the masterplan.