

Airport Reports

London City Airport Consultative Committee
8th June 2023



**CITY
AIRPORT**

8th June 2023



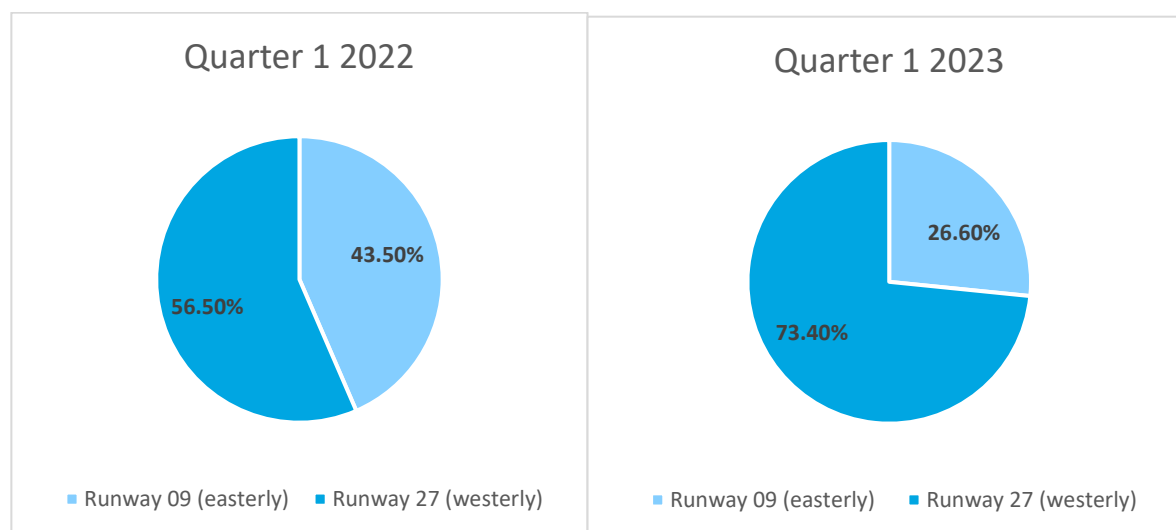
Airspace and Environment

The purpose of this report is to detail environmental performance. This is shared with the LBN, the Consultative Committee and the local community.

1.1 Aircraft Information

Key Stats Dashboard		January	February	March	Q1 Total
Passengers	2022	66,408	123,710	190,725	380,843
	2023	217,636	225,702	288,758	732,096
	Variance	↑	↑	↑	↑
Aircraft Scheduled Movements	2022	1,570	2,181	3,409	7,160
	2023	4,016	3,824	4,482	12,322
	Variance	↑	↑	↑	↑

1.2 Runway Utilisation



The use of either end of the runway for departures and arrivals is based on wind direction as aircraft must take off into the wind. Wind direction therefore changes where aircraft will fly in general when arriving and leaving the airport because each end of the runway has its own routes.

1.3 Noise and Track Keeping System Performance

During this quarterly period all Noise Monitors (NMT's) were fully operational and data received on all days.

NMT	Calibration	Data
1	OK	Data received on all days
2	OK	Data received on all days
3	OK	Data received on all days
4	OK	Data received on all days
5	OK	Data received on all days
6	OK	Data received on all days
7	OK	Data received on all days

1.4 Quota count

LCY operates a quota count system, whereby aircrafts are banded in 1dB categories based on their noise certification (adjusted for the 5.5° approach angle), with louder aircraft allocated a higher quota count. The quota budget is 22,000 per calendar year and 742.5 in any one week. **In Q1 the rolling 12 months QC total is 10,084.**

Period	Quota Count Total ¹
Jan – Mar 2022	1,367
Apr - June 2022	2,638
Jul - Sep 2022	2,571
Oct - Dec 2022	2,478
Jan - Mar 2023	2,396

¹ QC totals are rounded to nearest whole number. Rolling totals are sum of unrounded values and therefore may differ slightly from the sum of the relevant quarters.

1.5 Incentives and Penalties Scheme

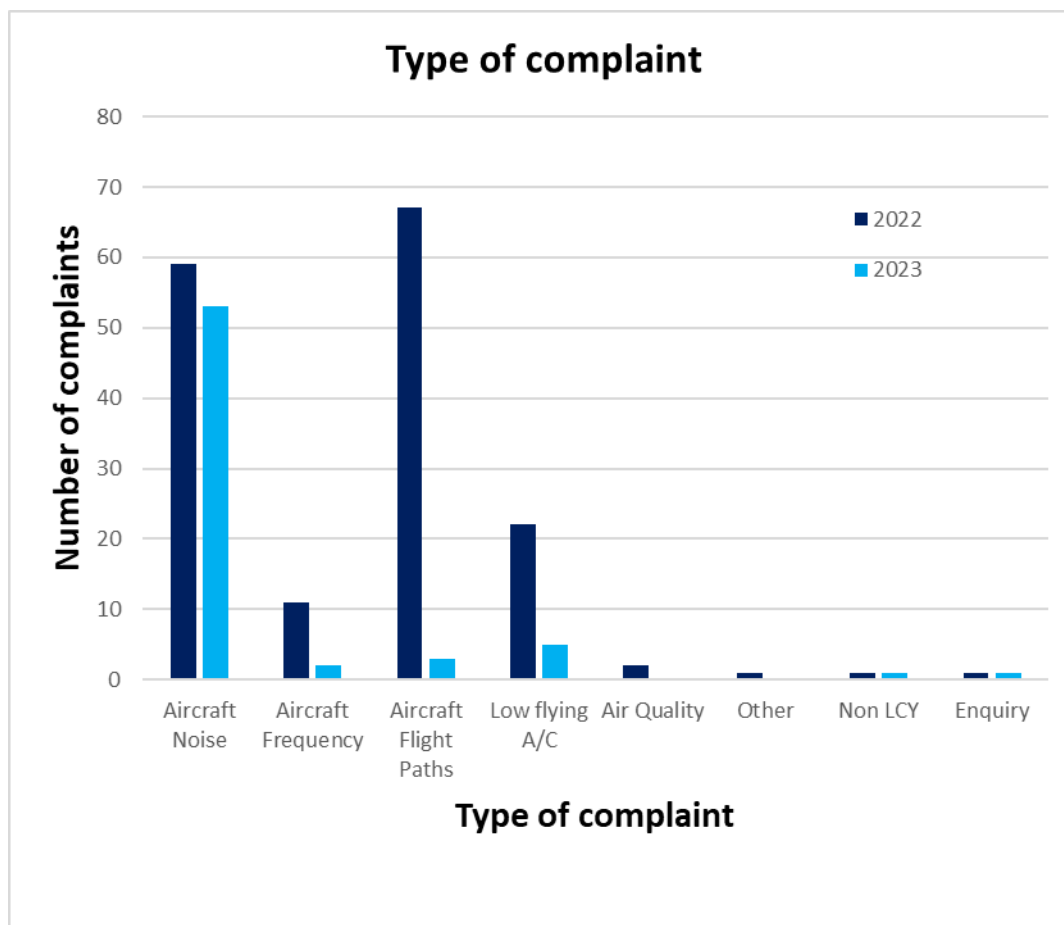
An incentives and penalties scheme came into full effect on 1st November 2018. The purpose of this scheme is to incentivise aircraft to be flown in a quieter manner by rewarding improved performance and penalising poor performance. Below are the monthly penalties, credit removals and credit awards during Q1 2023.

MONTH	Fixed Penalty	Fixed Penalties (total Value)	Credit Removal	Credit Awards
January	0	0	2	282
February	0	0	2	221
March	0	0	4	255
Total	0	0	8	758

1.6 Aircraft complaints & enquiries

During Q1 2023 LCY received 65 correspondences, 63 of which were complaints, 1 of which was not related to LCY operations and 1 enquiry. 57.14% of the complaints were from one individual from Newham. 12.69% from another repeat complainant from Newham. This compares to 162 complaints received in Q1 2022.

The number of complaints in Q1 2022 are higher, this may be because pandemic restrictions were easing and aircraft noise was becoming more evident, as aircraft movements began to ramp up gradually, since the beginning of the pandemic.

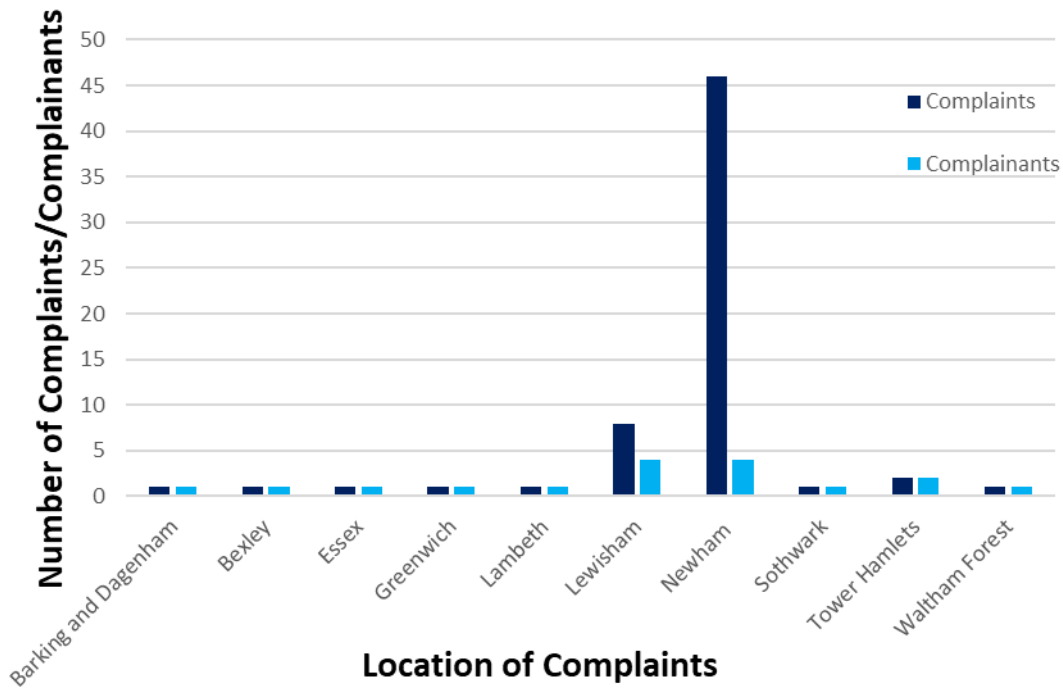


The monthly breakdown of total complaints and events generating a complaint relating to London City Airport is as follows:

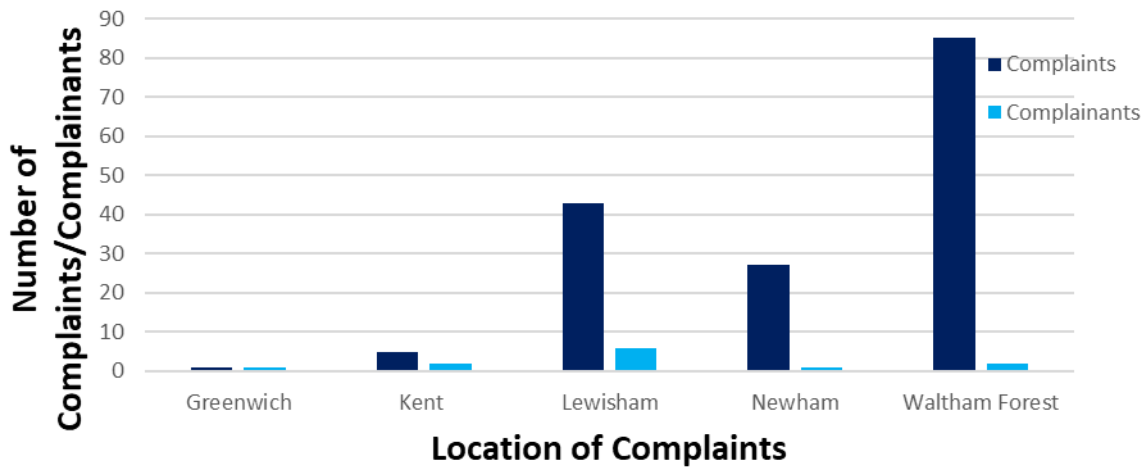
January 2023	18 complaints
February 2023	27 complaints
March 2023	18 complaints

The chart below shows the breakdown of complaints related to the number of complainants and from which boroughs these were received for Q1 2023 and Q1 2022

Origin of Complaints Q1 2023



Origin of Complaints Q1 2022



1.7 Sound Insulation Scheme

Tier	Explanation	2020 APR	2021 APR
Re-inspections	Properties become eligible for re-inspection when 10 years or more has passed since it was treated.	Of 10 properties: <ul style="list-style-type: none">• 4 installs• 5 Surveyed	Of 45 properties: <ul style="list-style-type: none">• 8 installs• 10 surveyed• 1 refused

Letters were sent to newly eligible properties and adverts were published in local newspapers during Q4 2022.

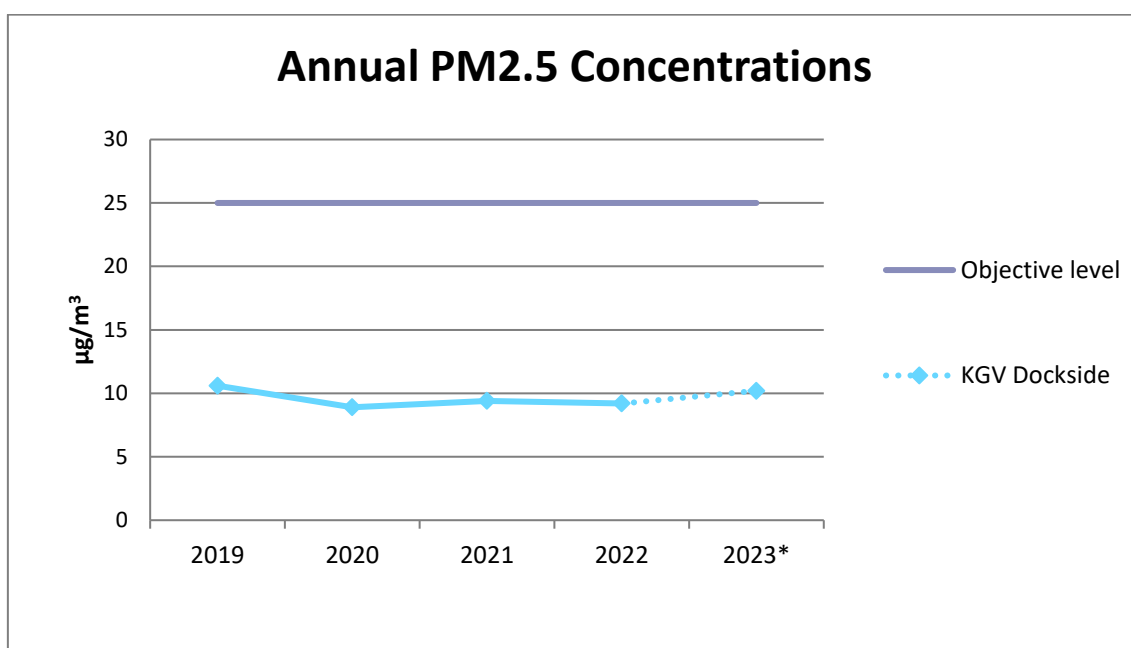
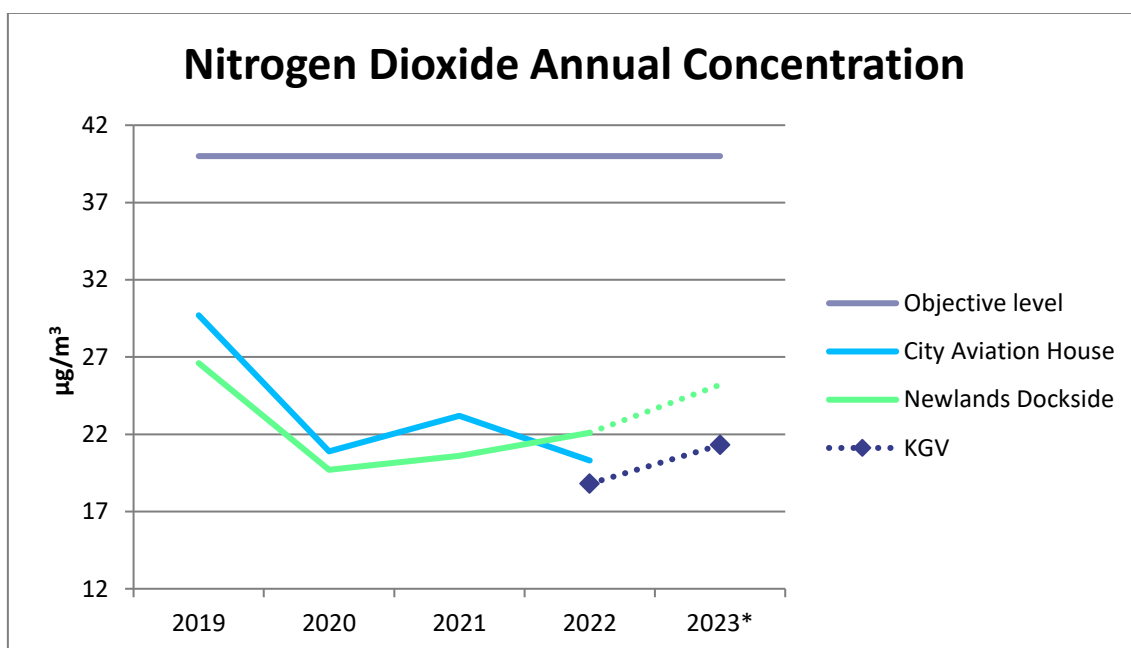
No new properties have become eligible for SIS in recent years because the noise contour has not grown since the pandemic.

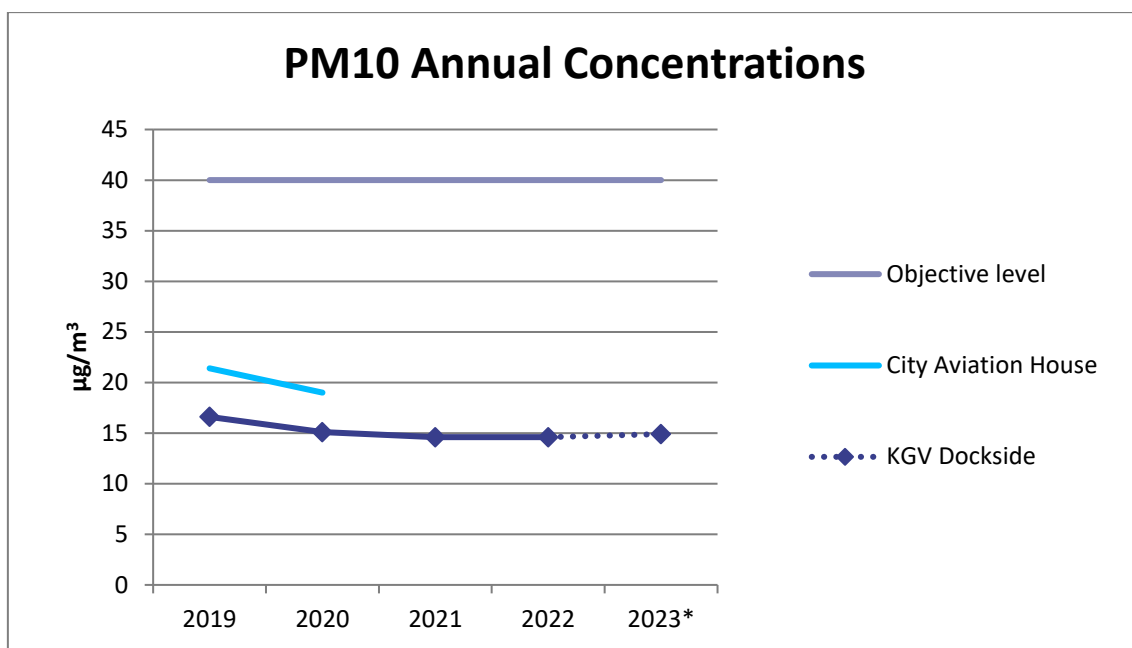
1.8 Air Quality

The graphs below show the levels of nitrogen dioxide, PM10 and PM2.5 (three air pollutants) over the last 5 years at LCY compared to the objective levels published in the UK Air Quality Strategy.

A new monitor was installed at the end of 2018 at KGV Dockside, measuring PM10 and PM2.5 (hence why data is not available before this date). This monitoring station replaced the PM10 monitor at CAH at the end of Q3 2020. The NO_x monitor at CAH was also be relocated to KGV in May 2022.

The data shows that the levels of these pollutants are below the objective levels, indicating that air quality at LCY is acceptable.





* Data for 2023 will be ratified at the end of the year and is therefore not directly comparable. The figures for 2023 include Q1 data only.

The table below details LCY's air quality performance during Q1 2023. The concentrations of nitrogen dioxide, PM10 and PM2.5 are below the objective levels published in the UK Air Quality Strategy, indicating that air quality at LCY is acceptable.

		Objective Level	Q1 2023 Performance
NO₂	Period Mean (µg/m ³)	40	KGV: 21.3 ND: 25.2
	No. 1-Hour Mean > 200 µg/m ³	18 (annually)	KGV: 0 ND: 0
PM10	Period Mean (µg/m ³)	40	KGV: 14.9
	No. 24-Hour Means >50 µg/m ³	35 (annually)	KGV: 5
PM2.5	Period Mean (µg/m ³)	25	KGV: 10.2

Other environmental updates

1.9 Airspace Modernisation

ACOG is currently producing an end-to-end plan for the LTMA ACPs to describe the process steps (CAP1616 and Masterplan) that sponsors are required to follow. Further engagement with the sponsors is expected from end of June to circulate and discuss updated proposal for the joint activities needed to develop the systemwide design in Phase 3.

1.10 Other environmental updates

The waste and material management tender and the building optimisation platform tender are progressing. Both bidders' presentations took place in Q2, and we are currently completing the evaluation process. New contracts are expected to be awarded in Q3.

The annual update report on the progress made against the Sustainability Roadmap targets is currently going through final review and design. It will be presented on the existing sustainability website, with launch expected in Q2.



2 Community

This report comprises key community updates covering the education, employability, community investment, and community engagement and volunteering since the last meeting of the committee.

2.1 Education

Women in Aviation Programme – The Women in Aviation finale took place and saw students from across 10 different schools present ideas on how the airport can achieve zero-emission flights.

2.2 Employability & Skills

London Living Wage- the airport attended the first Living Wage Places in person event. This reconfirmed the airports commitment to being a living wage champion.

IASTI- Airport staff delivered career insight to students studying aviation related studies and an operational tour of the airport.

2.3 Community Investment & Supply Chain

Newham Chambers of commerce- the airport sponsored the second Newham Chambers Business conference.

Community events- London City Airport sponsored a number of local events to celebrate Eid and also the Kings Coronation in Newham and Barking & Dagenham.

2.4 Community Engagement and Volunteering

'Inside E16' community magazine - the next edition of the newsletter will be distributed to E16 residents later this month.

Community Foodbank support- The airport donated money to CFE to support the Newham Foodbanks during the cost-of-living crisis. CFE used the donation to purchase an impressive 4,995kg/ 5 tonnes' worth of essential food supplies for 37 foodbanks in Newham. Each foodbank will receive around 135kg worth of food.



3 Planning

3.1 Planning Compliance

Recent approvals

Temporary facilities application (LBN ref: 22/03047/FUL) approved April 2023.

Allows retention of the temporary Goods-in Facility (GIF) Temporary Immigration Facility (TIF) Temporary Outbound Baggage Facility (TOBB) temporary decked car park, temporary car rental building and the erection of a Temporary Gate Room Facility and related works.

Travel Plan (LBN ref: 22/02830/AOD) approved March 2023.

Provides the agreed 2023-2025 sustainable transport targets for passengers and staff with measures to achieve these targets.

Recent submissions

Five reviews of environmental strategy documents approved under the original CADP conditions have been submitted to Newham relating to ground noise, biodiversity and sustainability, and air quality monitoring and management. These are three yearly reviews.

CADP S73 application

Discussions are ongoing with Newham officers and their technical advisors. We hope that the Local Planning Authority will convene a committee to determine the application in the summer.

Airport Performance Report (APR)

The APR is due to be published by 30 June and will be available via the LCACC website. This marks the sixth consecutive year that the airport is reporting full compliance with over 200 conditions and obligations.

