

Airport Reports

London City Airport Consultative Committee
14th September 2023



**CITY
AIRPORT**

14th September 2023



Contents

1	Airspace and Environment.....	3		
1.1	Aircraft Information.....	3		
1.2	Runway Utilisation.....	4		
1.3	Noise and Track Keeping System Performance.	4		
1.4	Quota count.....	5		
1.5	Incentives and Penalties Scheme	5		
1.6	Aircraft complaints & enquiries.....	6		
1.7	Sound Insulation Scheme.....	8		
1.8	Air Quality.....	8		
1.9	Airspace Modernisation	11		
1.10	Other environmental updates.....	11		
2	Community.....	12		
2.1	Education	12		
2.2	Employability & Skills	12		
2.3	Community Investment	12		
2.4	Community Engagement and Volunteering....	12		
3	Planning.....	13		
3.1	Planning Compliance	13		



Airspace and Environment

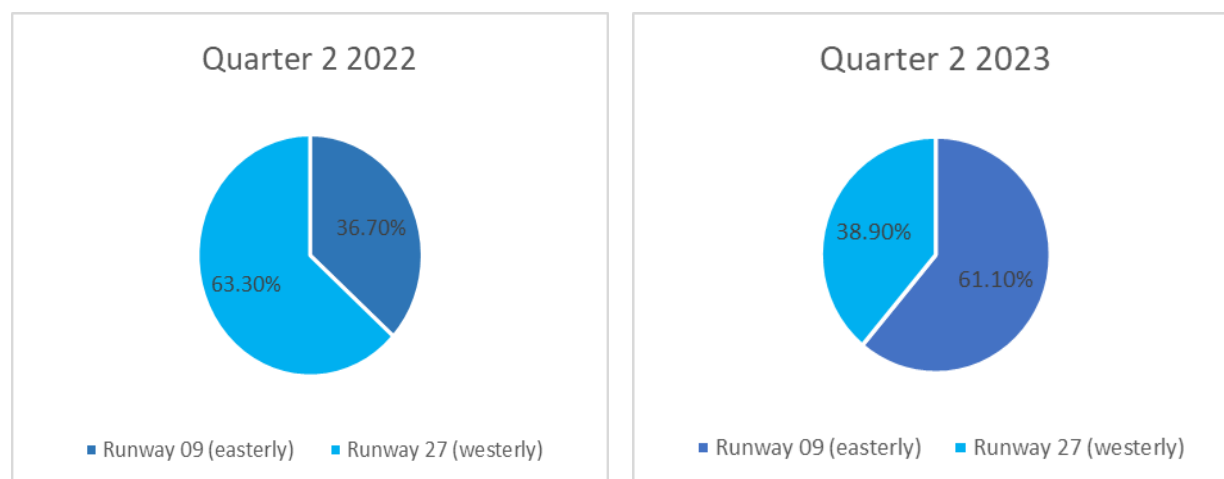
The purpose of this report is to detail environmental performance. This is shared with the LBN, the Consultative Committee and the local community.

This report covers the period 1st April – 30th June 2023.

1.1 Aircraft Information

Key Stats Dashboard		April	May	June	Q2 Total
Passengers	2022	256,253	290,012	313,001	859,266
	2023	285,625	307,665	324,160	917,450
	Variance	↑	↑	↑	↑
Aircraft Scheduled Movements	2022	4,118	4,813	4,529	13,460
	2023	4,263	4,737	4,571	13,571
	Variance	↑	↓	↑	↑

1.2 Runway Utilisation



The use of either end of the runway for departures and arrivals is based on wind direction as aircraft must take off into the wind. Wind direction therefore changes where aircraft will fly in general when arriving and leaving the airport because each end of the runway has its own routes.

1.3 Noise and Track Keeping System Performance

During this quarterly period all Noise Monitors (NMT's) were fully operational and data received on all days.

NMT	Calibration	Data
1	OK	Data received on all days
2	OK	Data received on all days
3	OK	Data received on all days
4	OK	Data received on all days
5	OK	Data received on all days
6	OK	Data received on all days
7	OK	Data received on all days

1.4 Quota count

LCY operates a quota count system, whereby aircrafts are banded in 1dB categories based on their noise certification (adjusted for the 5.5° approach angle), with louder aircraft allocated a higher quota count. The quota budget is 22,000 per calendar year and 742.5 in any one week. **In Q2 the rolling 12 months QC total is 10,064.**

Period	Quota Count Total ¹
Apr - June 2022	2,638
Jul - Sep 2022	2,571
Oct - Dec 2022	2,478
Jan - Mar 2023	2,396
Apr – Jun 2023	2,619

¹ QC totals are rounded to nearest whole number. Rolling totals are sum of unrounded values and therefore may differ slightly from the sum of the relevant quarters.

1.5 Incentives and Penalties Scheme

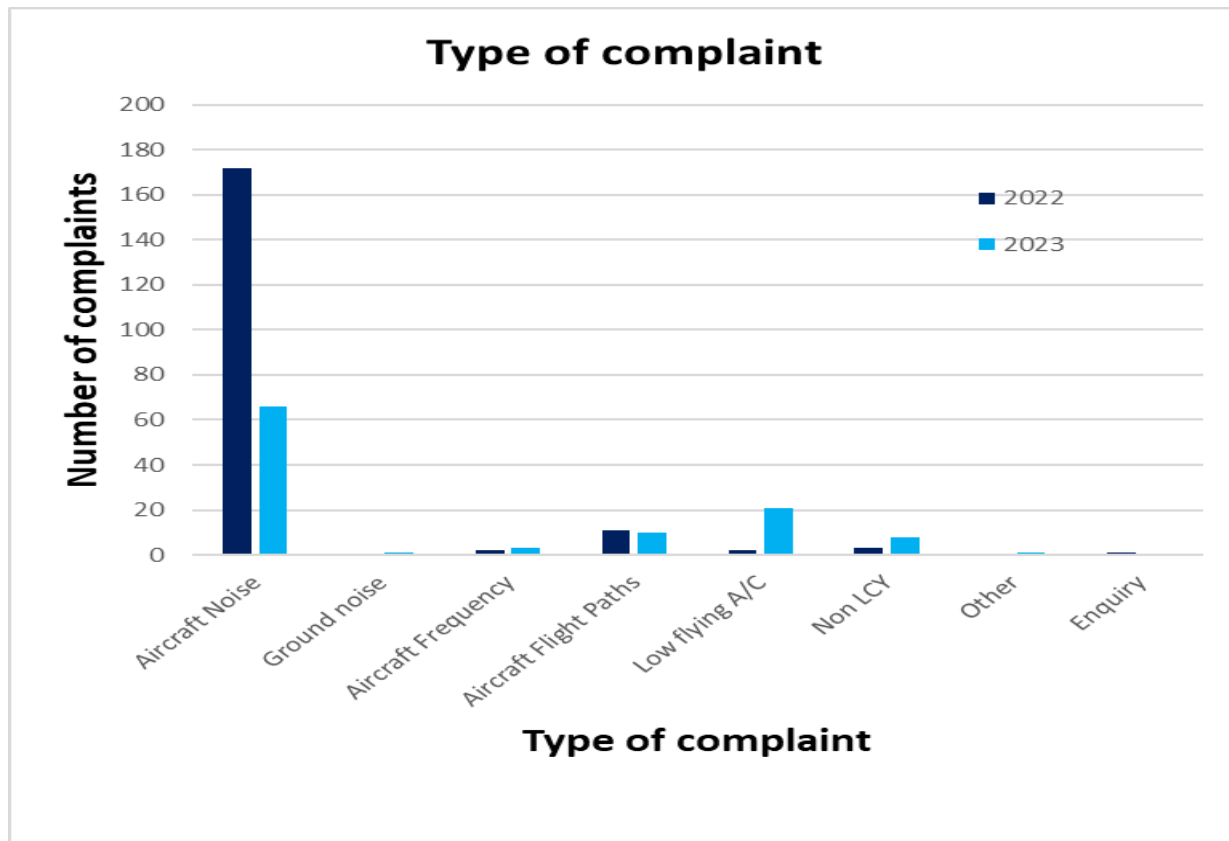
An incentives and penalties scheme came into full effect on 1st November 2018. The purpose of this scheme is to incentivise aircraft to be flown in a quieter manner by rewarding improved performance and penalising poor performance. Below are the monthly penalties, credit removals and credit awards during Q2 203.

MONTH	Fixed Penalty	Fixed Penalties (total Value)	Credit Removal	Credit Awards
April	0	0	0	248
May	0	0	2	304
June	0	0	1	355
Total	0	0	3	887

1.6 Aircraft complaints & enquiries

During Q2 2023 LCY received 110 complaints. 18.18% of the complaints were from two individuals from Newham. 50.90 % from two repeat complainants from Lewisham. This compares to 187 complaints received in Q2 2022.

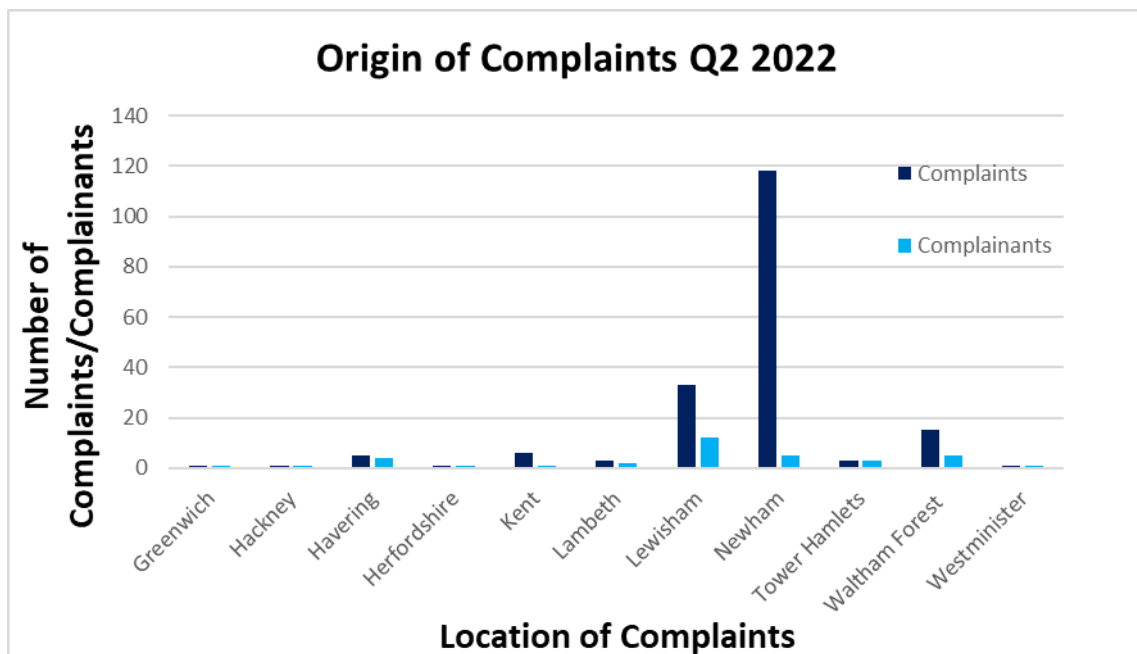
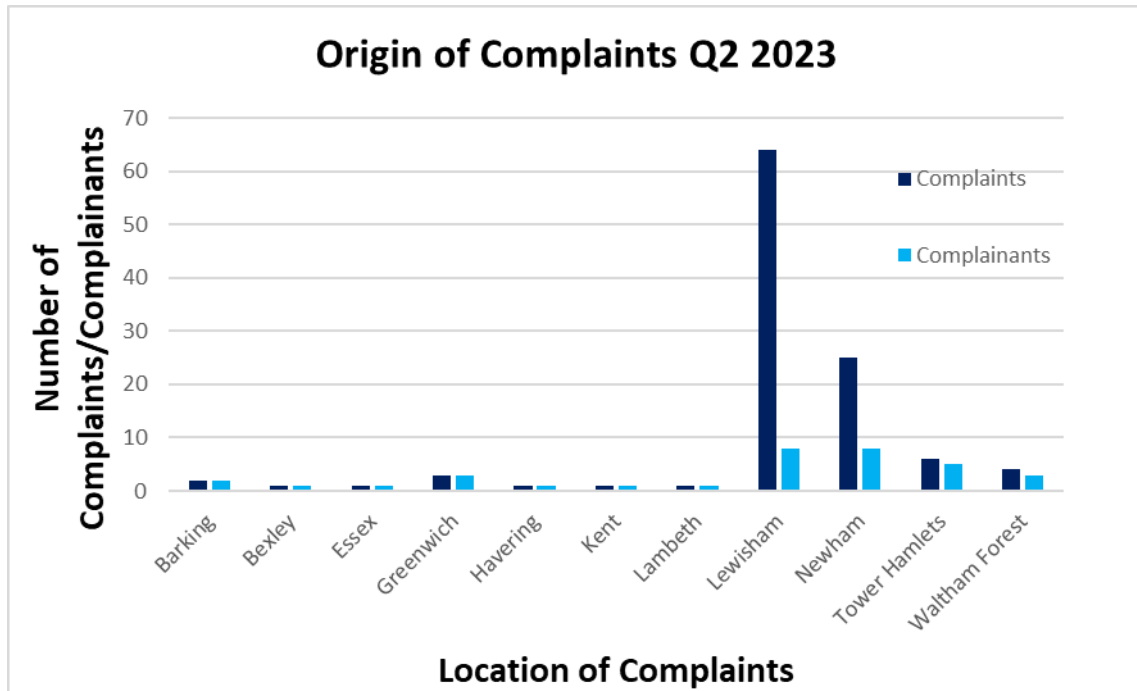
The number of complaints in Q2 2023 are lower, this may be because in 2022 the pandemic restrictions were easing and aircraft noise was becoming more evident for local residents, as aircraft movements began to ramp up gradually, since the beginning of the pandemic.



The monthly breakdown of total complaints and events generating a complaint relating to London City Airport is as follows:

April 2023	14 complaints
May 2023	48 complaints
June 2023	48 complaints

The chart below shows the breakdown of complaints related to the number of complainants and from which boroughs these were received for Q2 2023 and Q2 2022



1.7 Sound Insulation Scheme

Tier	Explanation	2020 APR	2021 APR
Re-inspections	Properties become eligible for re-inspection when 10 years or more has passed since it was treated.	Of 10 properties: <ul style="list-style-type: none">• 4 installs• 5 Surveyed• 5 no response	Of 45 properties: <ul style="list-style-type: none">• 8 installs• 11 surveyed• 1 refused

2022 APR was published end of June. 472 residential properties and 2 public buildings are due for reinspection.

Letters were sent to 474 properties eligible for reinspection during Q3 2023, and adverts are being prepared, due to be published in local newspapers during Q3 and Q4 2023.

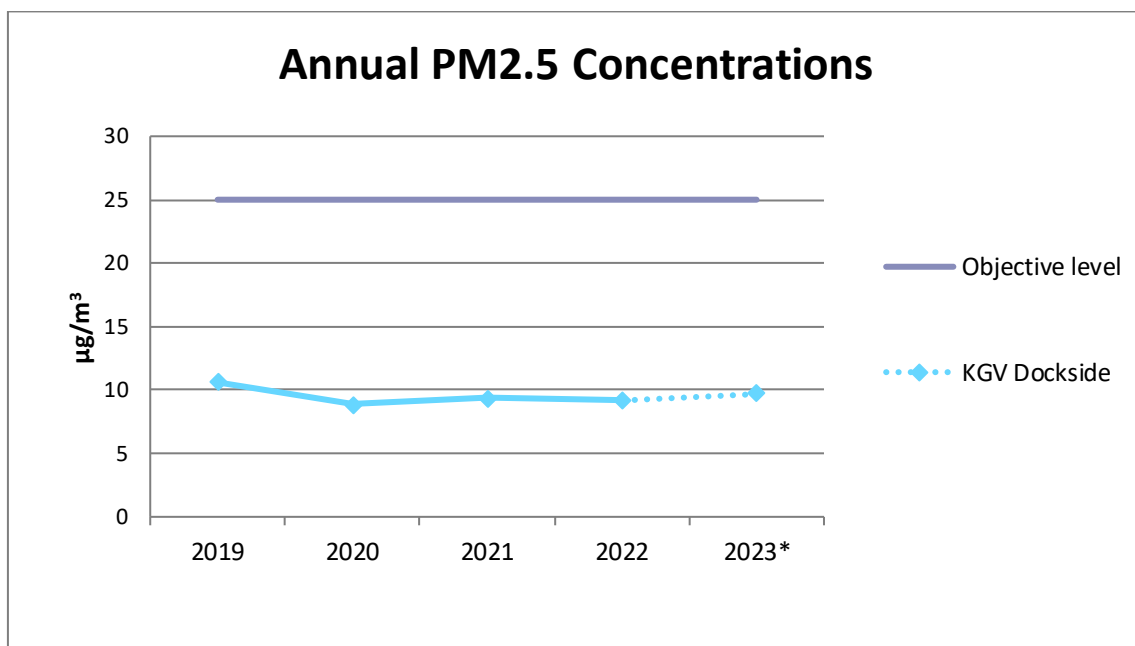
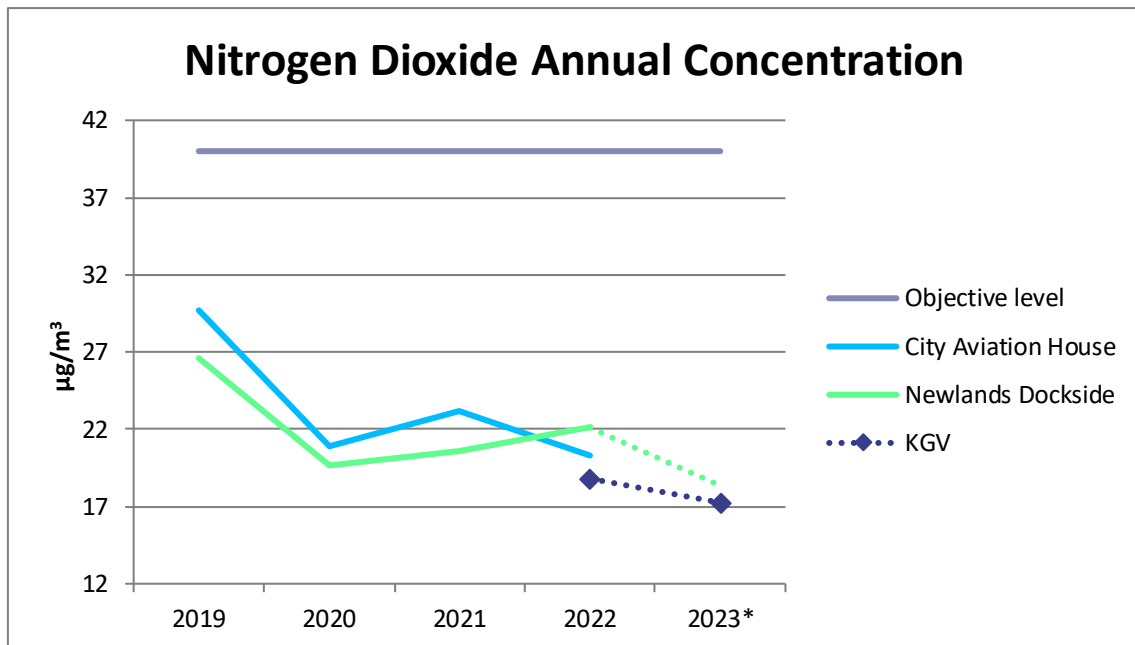
No new properties have become eligible for SIS in recent years because the noise contour has not grown since the pandemic.

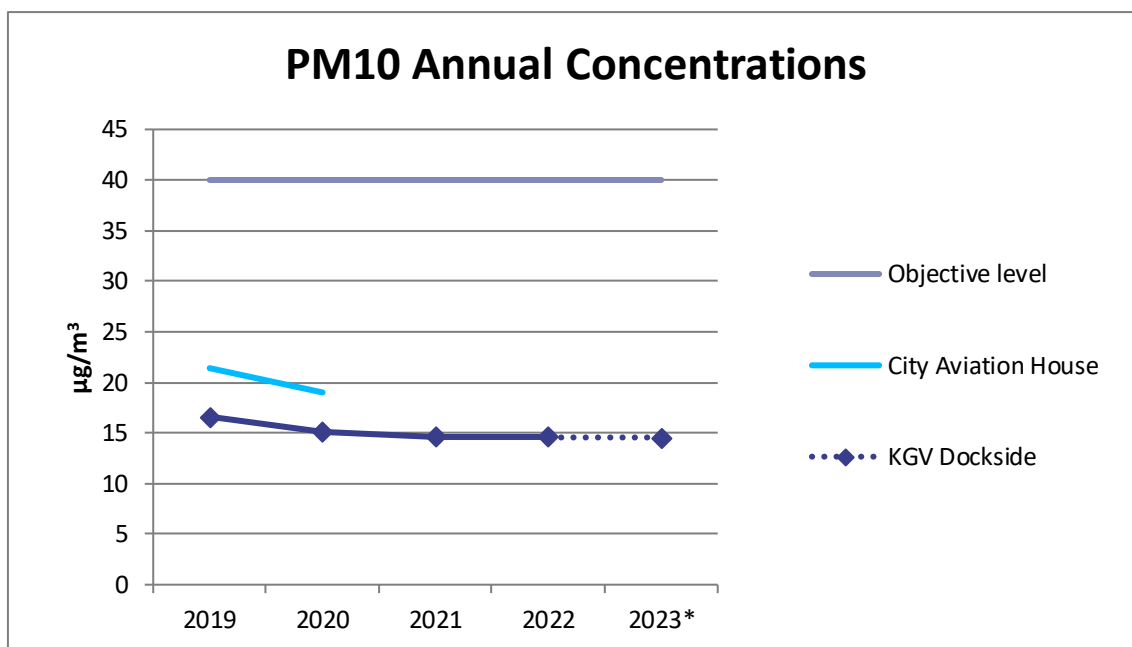
1.8 Air Quality

The graphs below show the levels of nitrogen dioxide, PM10 and PM2.5 (three air pollutants) over the last 5 years at LCY compared to the objective levels published in the UK Air Quality Strategy.

A new PM10 and PM2.5 monitor was installed at the end of 2018 at KGV Dockside. This monitoring station replaced the PM10 monitor at CAH at the end of Q3 2020. The NOx monitor at CAH was relocated to KGV in May 2022.

The data shows that the levels of these pollutants are below the objective levels, indicating that air quality at LCY is acceptable.





* Data for 2023 will be ratified at the end of the year and is therefore not directly comparable. The figures for 2023 include data for Q1 and Q2 data only.

The table below details LCY's air quality performance during Q2 2023. The concentrations of nitrogen dioxide, PM10 and PM2.5 are below the objective levels published in the UK Air Quality Strategy, indicating that air quality at LCY is acceptable.

Monitoring at the LCA-ND site was interrupted between 7th and 26th June due to a loss in power to the monitor. Power was restored by Royal Docks Electrical.

		Objective Level	Q2 2023 Performance
NO ₂	Period Mean (µg/m ³)	40	KGV: 13.2 ND: 11.5
	No. 1-Hour Mean > 200 µg/m ³	18 (annually)	KGV: 0 ND: 0
PM10	Period Mean (µg/m ³)	40	KGV: 14.2
	No. 24-Hour Means >50 µg/m ³	35 (annually)	KGV: 0
PM2.5	Period Mean (µg/m ³)	25	KGV: 9.2

Other environmental updates

1.9 Airspace Modernisation

ACOG is progressing works on the systemwide design and discussing sponsors' feedback to be incorporated in their end-to-end plan and delivery schedule. Heathrow had issued their Stage 2 submissions and are currently waiting for the outcome of the CAA's assessment of the gateway. Bilateral meeting with LHR is scheduled for Q3.

1.10 Other environmental updates

The waste and material management tender and the building optimisation platform tender are progressing well. Both bidders' presentations took place in Q2, and we are currently completing the evaluation process. New contracts are expected to be awarded in Q3.

Noise and flight track-keeping (NTK) system tender is currently ongoing, this will cover the noise monitors and the noise and track-keeping software, with separate internal and public-facing platforms. Bidders' presentations to be done in Q3.

Sustainability Report 2022 published in June 2023 to update on annual progress from the Roadmap and available on the sustainability website.

Staff exposure monitoring carried out on 2 May for ramp and fire services team. The measured values were well below the Workplace Emissions Limits set by the HSE, except for carbon monoxide for the fire officers who were wearing compliant respiratory protection.

Odour monitoring scheduled to be completed in Q3 2023 (depending on availability of equipment / weather conditions).



2 Community

This report comprises key community updates covering the education, employability, community investment, and community engagement and volunteering since the last meeting of the committee.

2.1 Education

STEM in Aviation Programme – The annual STEM in Aviation Programme will be taking place in November 2023.

2.2 Employability & Skills

London Living Wage- Royal Docks Action Group – which London City Airport is a founding member – has been awarded a 'Living Wage Places Champion' award for its commitment to growing wages in East London at the Living Wage Awards.

IASTI- Airport staff delivered career insight to students studying aviation related studies.

2.3 Community Investment & Supply Chain

Community Fund - the latest tranche of the community fund has seen 13 charities and not-for-profit organisations receive funding towards their projects to support East London.

Meet the Buyer Event- the annual meet the buyer event will be taking place in November 2023.

2.4 Community Engagement and Volunteering

'Inside E16' community magazine has been sent out to over 9000 properties and public community places near the airport.

Volunteering Policy- the airport has launched a new volunteering policy which allows all airport staff volunteer for a minimum of 8 hours a year, which will be increasing to two days in 2024.



3 Planning

3.1 Planning Compliance

CADP S73 application

In July the Newham Council's Strategic Development Committee refused London City Airport's S73 planning application to increase passenger numbers and amend the current operating hours. This application would seek to increase the annual passenger cap from 6.5 million to 9 million, with additional flying on Saturday afternoon until 6:30pm as well as three more flights in the first half hour of operations during the week. There would be no increase in the annual number of flights beyond what is currently permitted.

We have now submitted an appeal to the Planning Inspectorate, and the Public Inquiry has been scheduled to begin 5 December.

Planning Applications

In July, LCY submitted the specific sound insulation details for listed dwellings in the Tower Hamlets (Poplar). Once these details are approved, the works will be implemented as soon as possible.

Recent submissions

In order to continue demonstrating compliance with the S106 agreement, numerous Q2 2023 reports were submitted in the past quarter, including in relation to noise and air quality. Newham Council is reviewing the Biodiversity Strategy submitted in Q2 2023, and we will review and incorporate any feedback once it is provided.

In July 2023, we also made the Annual Monitoring Payment to Newham Council.

Airport Performance Report (APR)

The APR for 2022 has been published and is available via the Airport website and the LCYCC website. This marks the seventh consecutive year that the airport is reporting full compliance with over 200 conditions and obligations.